

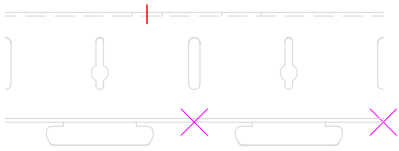


30.0510 AL PANEL EXT.
80B-side

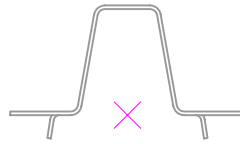
30.0510 AL PANEL EXT.
80B-sec



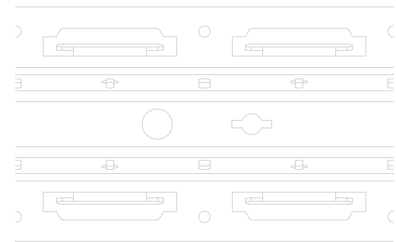
30.1780 AL RECESSED
JOIN PROFILE FLAT-sec



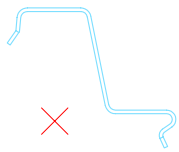
33.2008
AL CARRIER 50-side



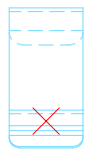
33.2008
AL CARRIER 50-sec



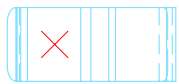
33.2008
AL CARRIER 50-top



33.4906 AL FIX CLIP
19.5mm. -side



33.4906 AL FIX CLIP
19.5mm. -front




33.4906 AL FIX CLIP
19.5mm. -top



33.4917 AL PANEL
SPLICE 80B-side



33.4917 AL PANEL
SPLICE 80B-top



33.4917 AL PANEL
SPLICE 80B-sec

